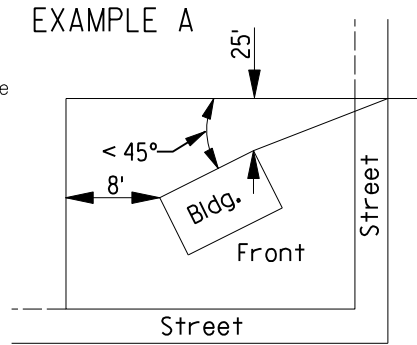


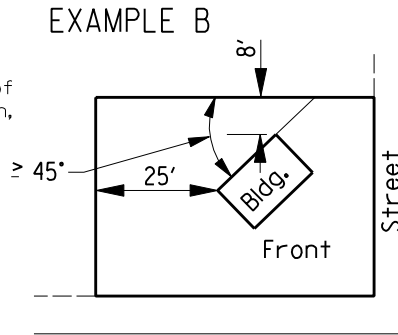
ARTICLE III, SUBSECTION B, DEFINITIONS 105 & 106

YARD REQUIREMENTS POLICY FOR CORNER AND TRIANGLE LOTS

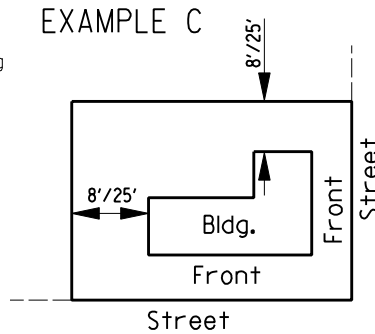
- A. If the rear of the building forms an angle of less than 45 degrees with the lot line, then the minimum setback distance from lot lines shall be as indicated in Example A.



- B. If the rear of the building forms an angle of 45 degrees or greater with the lot line then, the minimum distance from lot lines shall be as indicated in Example B.



- C. In the case of a duplex that has fronts facing both streets, the builder may designate the side and rear as desired. One 8 foot side and one 25 foot rear is required. Site plan shall be so marked for future reference.



- D. If the rear of the building forms an angle of 45 degrees or greater with the lot line, then the required rear yard on a triangle shaped lot shall be determined by first measuring out of the rear corner 10 feet on each yard line. The required yard would be a line parallel and 25 feet from the line established by the intersection of the original 10 foot points. If the rear of the building forms an angle of less than 45 degrees with the lot line then a setback of 25 feet will be required at the closest point

